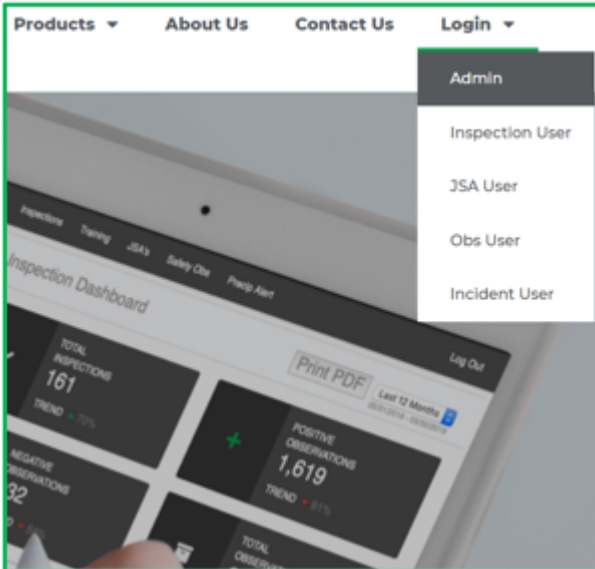


# SAFETY REPORTS

## Customize Chemicals



1. Log-in to your Safety Reports Admin page





2. Select JSA along the grey bar at the top of the screen



3. At the far left, choose JSA Chemical Maint

-  JSA PPE Maint
-  JSA Required Training Maint

 JSA Chemicals Maint

-  JSA Reports
-  Report Scheduler

4. Select Add New Chemical

[Add New Chemical](#)

5. Add information for chemical and select Submit

**JSA Chemicals Maintenance**  
Manage your Chemicals.

**Chemicals Entry**

**Chemical Name:**

**Chemical Description:**

**Chemical URL:**

Status: